

MT4 – One-Time Password

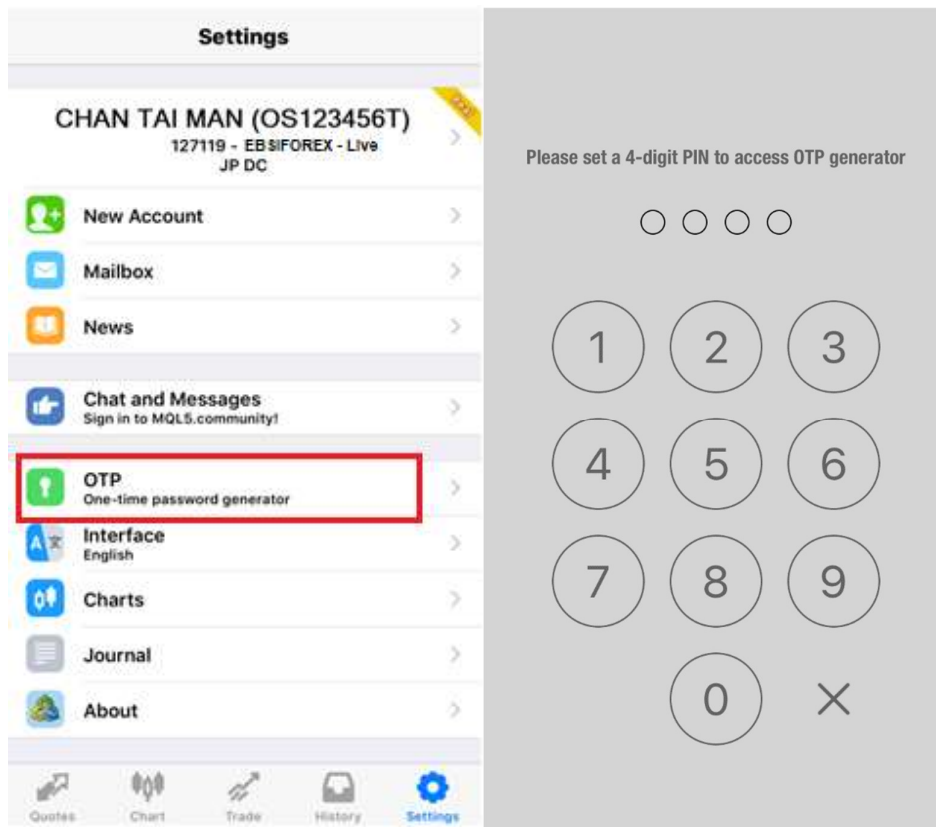
One-Time Password (OTP) provides an additional level of security on trading accounts. You will be required to enter a unique one-time password every time you log into the trading platform.

The one-time password will be generated through iPhone or Android mobile terminals.

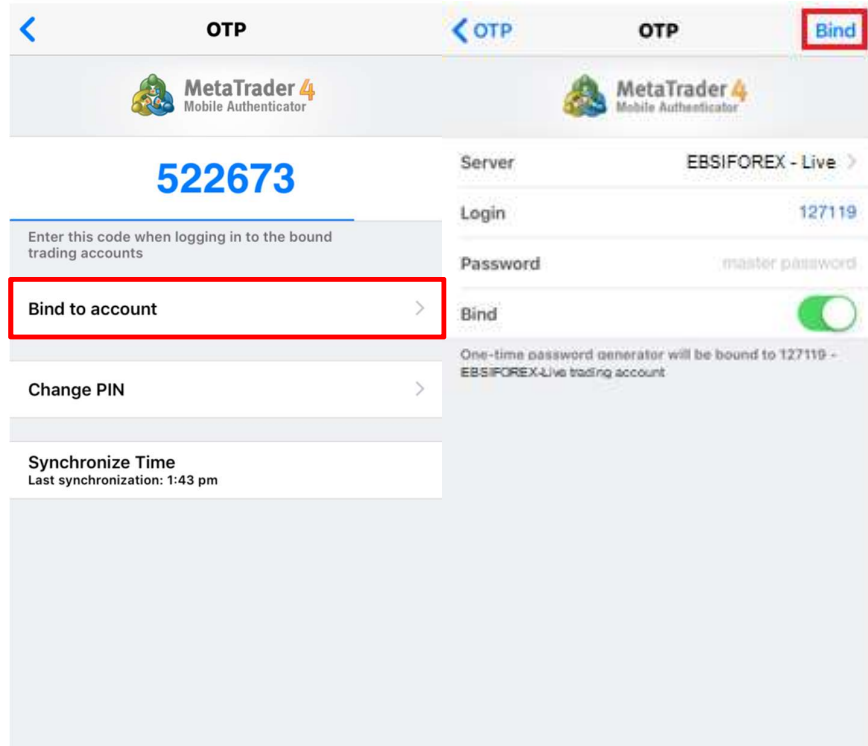
How to enable OTP

To start using one-time passwords, you are required to link your trading account with the password generator via the mobile terminal.

Please go to Settings of the MT4 mobile app and select OTP. For security reasons, you will need to set a 4-digit password when you first open this section. The password must be entered every time you access the password generator.



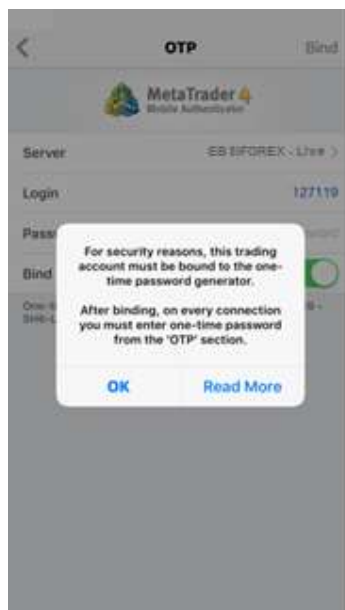
Please select "Bind to account" when you see the screen below:



Next, select the server name **EBSIFOREX-Live**, and enter your account number and personal password. You will need to keep "Bind" command enabled, leaving it disabled will turn off the OTP function.

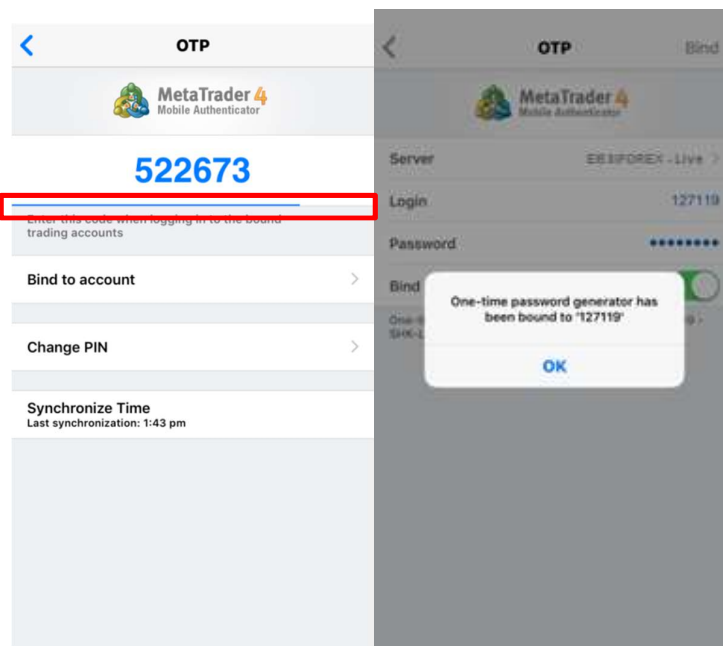
Tap the "Bind" button at the top right hand corner; once tapped, your account will be linked to the OTP generator and a confirmation message will pop up.

Please be reminded the system will require you to bind your account before logging in. If you did not do so, you will receive the following system message:



You can bind an unlimited number of accounts to the generator.

The one-time password is displayed at the top of the OTP section. The blue bar underneath visualizes the password lifetime. Once the password expires, a new one-time password will be generated automatically.



Additional commands:

- Change PIN– change the generator password.
- Synchronize Time – synchronize the time of the mobile device with the OTP generator. Accuracy requirement is connected with the fact that the one-time password is bound with the current time interval, and this time should be the same on the client terminal and the server side.

How to Use OTP in the Desktop Terminal

After binding a trading account to the generator, a one-time password will be additionally requested when connecting to it from the desktop terminal:

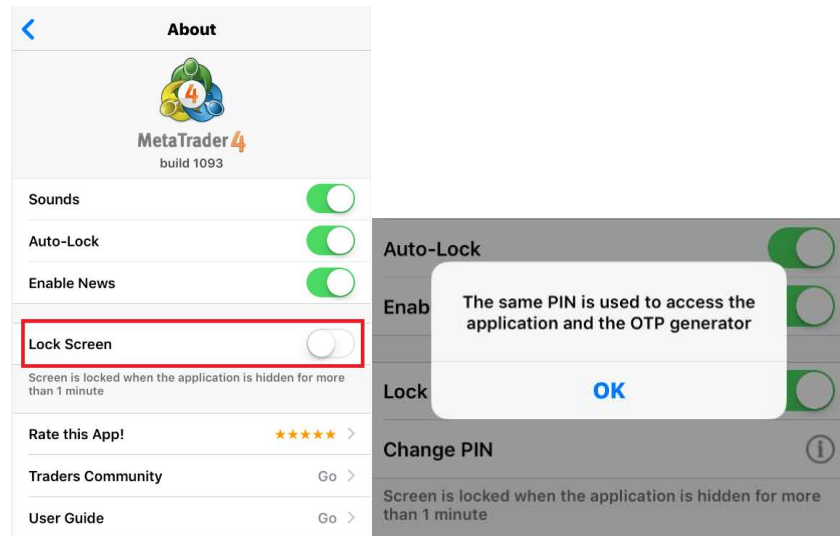


How to Use two-factor authentication in the Mobile Terminal

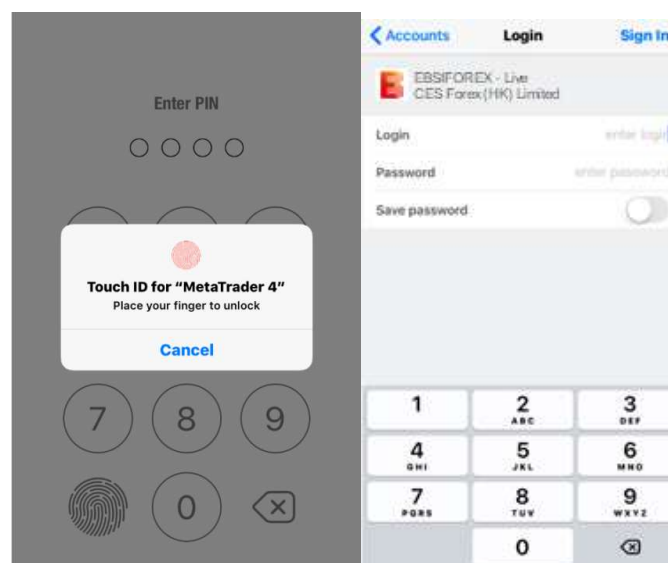
Activation of two-factor authentication in the Mobile Terminal (“**Activation**”) provides additional level of security. Two-factor authentication for mobile terminal is conducted through your PIN/fingerprints and the master password for your MT4 account.

To activate, please follow the steps:

Please go to “Setting”, “About” and check the button for “Lock Screen” on your mobile application. The PIN is the same as your OTP generator pin.



After the Activation is completed, lock screen will be enforced when application is hidden or closed. To start the application, you will be required to enter your PIN/fingerprint as first layer of authentication followed by entering your MT4 account login details as second layer of authentication.



To further enhance the cybersecurity of your online trading account, you are strongly advised to enable the two-factor authentication in your Mobile Terminal.